
INTERNATIONAL STANDARD



2308

INTERNATIONAL ORGANIZATION FOR STANDARDIZATION • МЕЖДУНАРОДНАЯ ОРГАНИЗАЦИЯ ПО СТАНДАРТИЗАЦИИ • ORGANISATION INTERNATIONALE DE NORMALISATION

**Hooks for lifting freight containers of up to
30 tonnes capacity — Basic requirements**

First edition — 1972-03-15

UDC 621.86.061

Ref. No. ISO 2308-1972 (E)

Descriptors : cargo, containers, hoists, hooks
Issued to CMA CGM/ALEXIS MICHEL
ISO Store order #: 705843/Downloaded: 2005-11-10
Single user licence only, copying and networking prohibited

Price based on 2 pages

FOREWORD

ISO (the International Organization for Standardization) is a worldwide federation of national standards institutes (ISO Member Bodies). The work of developing International Standards is carried out through ISO Technical Committees. Every Member Body interested in a subject for which a Technical Committee has been set up has the right to be represented on that Committee. International organizations, governmental and non-governmental, in liaison with ISO, also take part in the work.

Draft International Standards adopted by the Technical Committees are circulated to the Member Bodies for approval before their acceptance as International Standards by the ISO Council.

International Standard ISO 2308 was drawn up by Technical Committee ISO/TC 111, *Round steel link chains, chain wheels, lifting hooks and accessories*.

It was approved in June 1971 by the Member Bodies of the following countries:

Australia	India	Romania
Austria	Ireland	Spain
Bulgaria	Israel	South Africa, Rep. of
Canada	Italy	Sweden
Egypt, Arab Rep. of	Japan	Thailand
France	New Zealand	Turkey
Germany	Norway	United Kingdom
Greece	Poland	U.S.A.

The Member Bodies of the following countries expressed disapproval of the document on technical grounds:

Belgium
Netherlands

Hooks for lifting freight containers of up to 30 tonnes capacity – Basic requirements

0 INTRODUCTION

It is not always possible to lift freight containers with the specially designed fittings, and therefore it is important for safety to set out the basic requirements for hooks which may be used for this purpose.

1 SCOPE AND FIELD OF APPLICATION

This International Standard specifies basic requirements for point eye hooks capable of being used for lifting freight containers of up to 30 tonnes (see ISO/R 668 and ISO/R 830) which are equipped with top corner fittings complying with ISO/R 1161.

Any standard hook satisfying these basic requirements may be selected.

2 REFERENCES

ISO/R 668, *Dimensions and ratings of freight containers.*

ISO/R 830, *Terminology relating to freight containers.*

ISO/R 1161, *Specification of corner fittings for series 1 freight containers.*

ISO 2141, *Lifting hooks – General characteristics.*

3 LIFTING CAPACITY

The minimum lifting capacity of the hooks shall be 8 tonnes.

4 GENERAL CONDITIONS OF ACCEPTANCE

The general conditions of acceptance are as given in ISO 2141, subject to the specific requirements of this International Standard.

5 CONDITIONS OF USE

It is assumed that the load will be reasonably evenly distributed, and in the case of loads above 25 tonnes the angle of tilt of the freight container shall not exceed 10° in any direction.

The hooks shall be used in sets of four and shall be attached to a lifting frame as shown in Figure 1 in order that they may lift vertically. The lifting frame shall be sufficiently flexible to allow the load to be evenly distributed between each of the hooks.

The connections between the hooks and the lifting frame shall be of equal length and of sufficient length and flexibility to enable the hook to be manipulated to engage the corner fitting (see Figure 2) in the correct position for lifting.

6 ACCEPTABLE DIMENSIONS

The basic dimensional requirements for the hooks are given in Figure 3. They take into account the manufacturing tolerances of the corner fittings of the freight containers.

7 MARKING

The following marks shall be permanently and legibly stamped or embossed on a non-stressed part of the hook :

CONT 8t

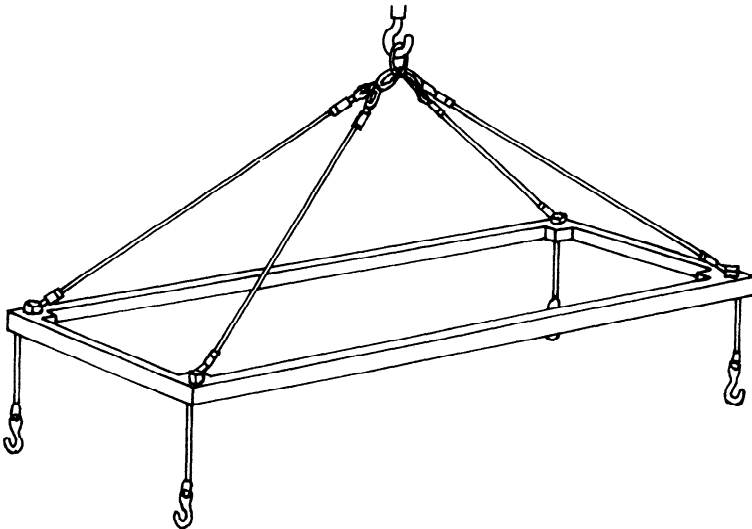


FIGURE 1 – Lifting frame




FIGURE 2 – Hook engagement

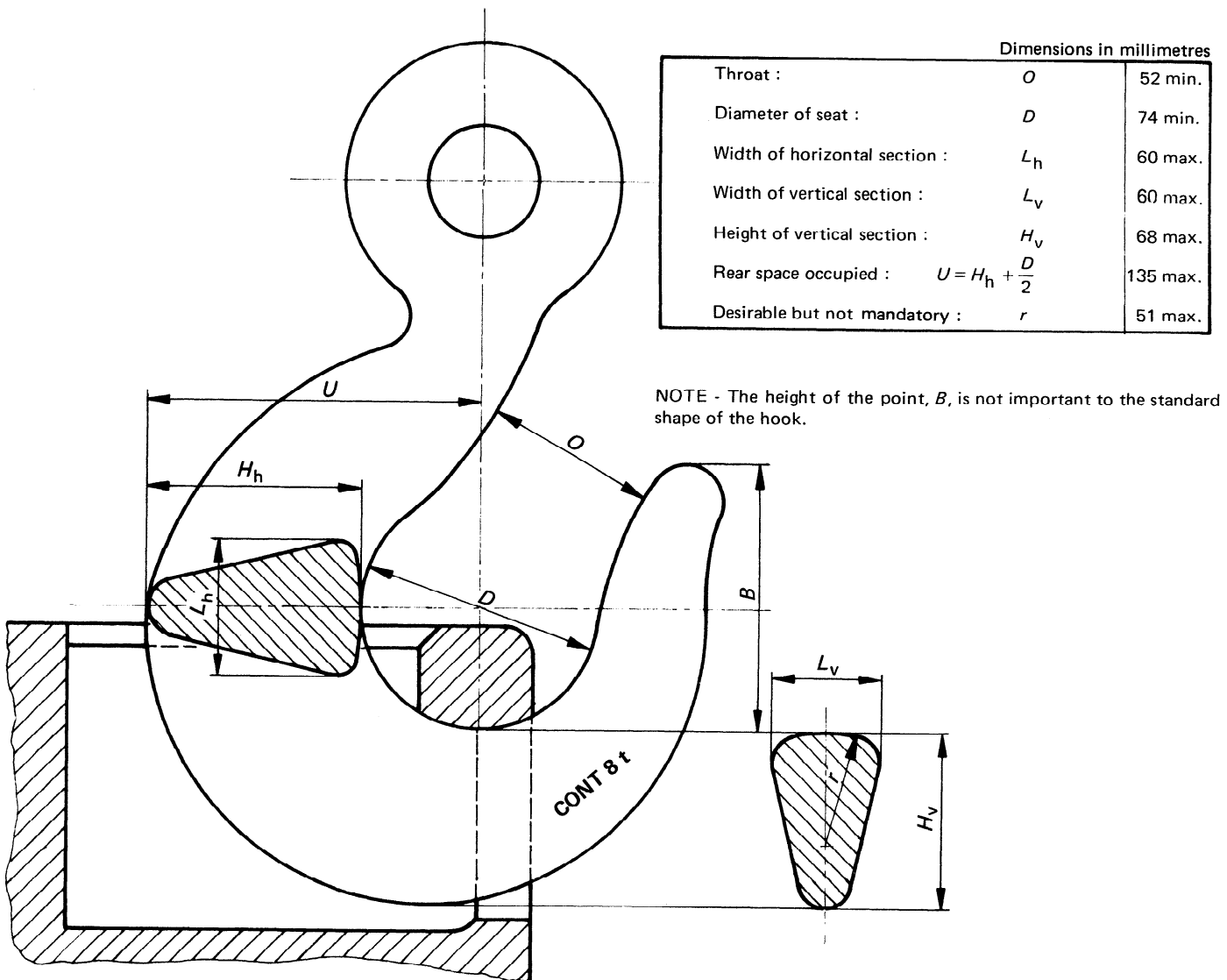


FIGURE 3 – Container hook